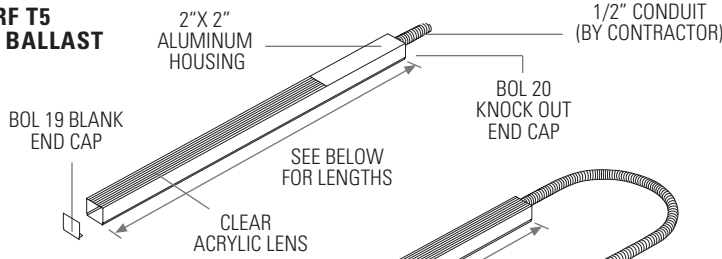
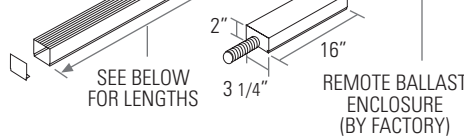




BOL 5000 RF T5 INTEGRAL BALLAST



BOL 5000 RF T5 REMOTE BALLAST



SPECIFY 1 OR 2 LAMP FIXTURE

Max. distance from farthest lampholder:
20 ft. for non dimming ballast,
7 ft. for dimming ballasts.

LAMP SELECTION

TYPE : T5 LINEAR FLUORESCENT

WATTS	LENGTH	RATED HRS.	LUMENS	COLOR TEMP.	CRI
14W	22"	20000	1350	3000-6500	85
21W	34"	20000	2100	3000-6500	85
28W	46"	20000	2900	3000-6500	85
35W	58"	20000	3650	3000-6500	85

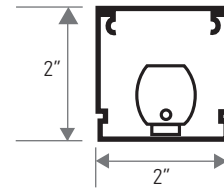
TYPE : T5 HIGH OUTPUT LINEAR FLUORESCENT

WATTS	LENGTH	RATED HRS.	LUMENS	COLOR TEMP.	CRI
24W	22"	20000	2000	3000-6500	85
39W	34"	20000	3500	3000-6500	85
54W	46"	20000	5000	3000-6500	85

Refer to lamp manufacturers' catalog for full selection and details.
LAMPS NOT INCLUDED

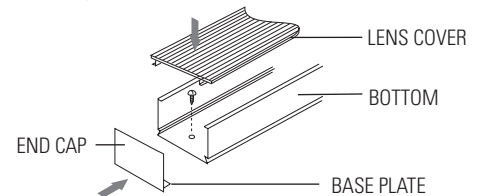
- Ideal for task lighting
- Uses high-performance T5 lamps for maximum lumens per foot
- Listed for damp location
- 10% dimming with standard dimming ballasts (consult factory for 1% dimming)

END VIEW



QUICK REFERENCE INSTALLATION INSTRUCTIONS

1. Remove lens cover, using flathead screwdriver to pry open.
2. Screw mount bottom piece directly onto secure surface.
3. Snap lens cover into bottom piece.
4. To continue run, align and mount bottom piece of next section, end to end, and make electrical connections. Snap in lens cover.
5. Attach end caps at beginning and end of run, sliding base plate into bottom piece and securing with screw.
6. Connect lead wires at beginning of run to power source and ground. Do not power until installation complete.
7. Insert lamps.



S P E C I F I C A T I O N S

PRODUCT CODE	LAMP WATTAGE	LAMPS PER FIXTURE & LENGTHS				BALLAST LOCATION	BALLAST TYPE		DIMMING		VOLTS	FINISH	
		1 Lamp (1L)		2 Lamps (2L)			ELE	Electronic	ND	Non-dimming		NAL	Natural aluminum
		INTEGRAL	REMOTE	INTEGRAL	REMOTE								
BOL 5000 RF-T5	14W	46"	25"	69"	48"	I R				120 V	WHT	High reflectance white powder coat	
	21W	58"	37"	93"	72"								
	28W	70"	49"	117"	96"								
	35W	82"	61"	N/A	119"								
	24W HO	46"	25"	69"	48"								
	39W HO	58"	37"	93"	72"								
	54W HO	70"	49"	117"	96"								

EXAMPLE

BOL 5000 RF-T5	28 W	1L	I	ELE	ND	120 V	NAL
----------------	------	----	---	-----	----	-------	-----

FILL OUT BELOW FOR SUBMITTAL

BOL 5000 RF-T5				ELE			
----------------	--	--	--	-----	--	--	--

PROJECT NAME	SPECIFIER
FIXTURE SCHED. TYPE	CONTRACTOR
QUANTITY	DISTRIBUTOR
LENGTHS	REPRESENTATIVE



visit us at :
www.celestiallighting.com
e-mail :
info@celestiallighting.com

14009 Dinard Ave.
Santa Fe Springs,
CA 90670

PH (562)•802•8811
(800)•233•3563
FX (562)•802•2882