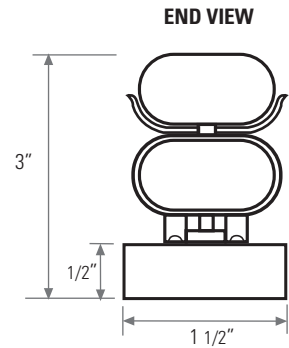
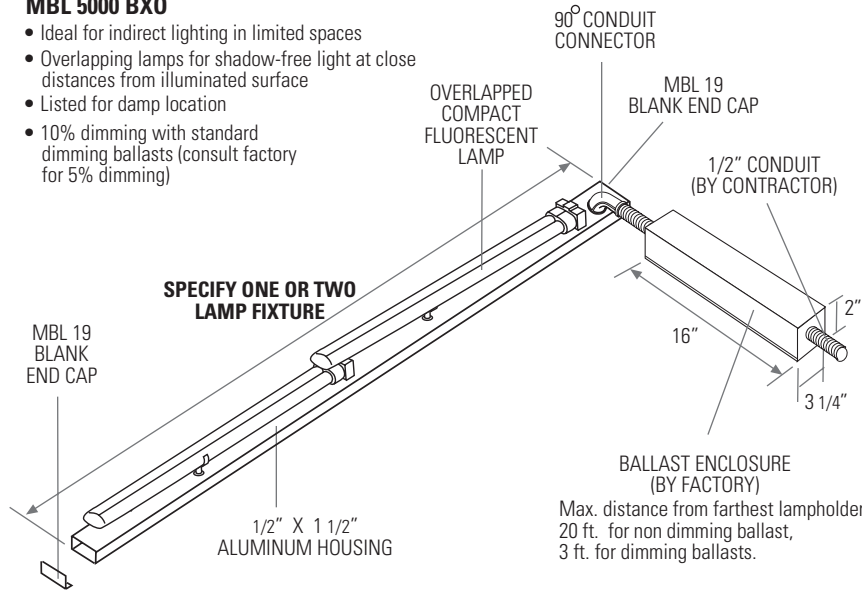




MBL 5000 BXO

- Ideal for indirect lighting in limited spaces
- Overlapping lamps for shadow-free light at close distances from illuminated surface
- Listed for damp location
- 10% dimming with standard dimming ballasts (consult factory for 5% dimming)



SPECIFY ONE OR TWO LAMP FIXTURE

BALLAST ENCLOSURE (BY FACTORY)
Max. distance from farthest lampholder:
20 ft. for non dimming ballast,
3 ft. for dimming ballasts.

LAMP SELECTION

TYPE : COMPACT FLUORESCENT
BRANDS : GE "HIGH LUMEN BIAx," PHILIPS "PL-L," OSRAM "DULUX-L"

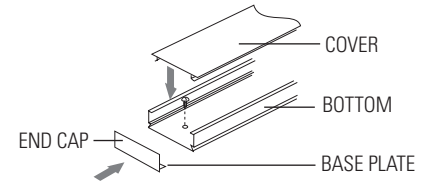
WATTS	LENGTH	BASE	RATED HRS.	LUMENS	COLOR TEMP.	CRI
18W	10.5"	2G11	12000-20000	1160-1250	3000-6500	82
27W/24W	12.8"	2G11	12000	1800	3000-4100	82
39W/36W	16.5"	2G11	12000	2850-2900	3000-4100	82
40W	22.5"	2G11	20000	2900-3300	3000-5000	82
50W	22.5"	2G11	14000	4000-4300	3000-4100	82

Refer to manufacturers' catalog for full selection and details.

LAMPS NOT INCLUDED

QUICK REFERENCE INSTALLATION INSTRUCTIONS

1. Remove cover piece, using flathead screwdriver to pry open.
2. Screw mount bottom piece directly onto secure surface.
3. Snap cover piece into bottom piece.
4. Attach end caps at beginning and end of run, sliding base plate into bottom piece and securing with screw.
5. Connect lead wires from ballast to power source and ground. Do not power until installation complete.
6. Insert lamps.



S P E C I F I C A T I O N S

PRODUCT CODE	LAMP WATTAGE	LAMPS PER FIXTURE & LENGTHS		BALLAST LOCATION	BALLAST TYPE		DIMMING		VOLTS	FINISH								
		1 Lamp (1L)	2 Lamps (2L)		ELE	Electronic	ND	DM		NAL	SAT	WHT						
MBL 5000 BXO	18 W	14"	23"	R	ELE	Electronic	ND	Non-dimming	120 V	NAL	Natural aluminum							
	27W / 24W	17"	28"									DM	Dimming*	277 V	SAT	Anodized satin		
	39W / 36W	20"	35"														WHT	High reflectance white powder coat
	40 W	26"	46"															
	50 W	26"	46"															

EXAMPLE

MBL 5000 BXO	40 W	2L	R	ELE	ND	120 V	NAL
--------------	------	----	---	-----	----	-------	-----

FILL OUT BELOW FOR SUBMITTAL

MBL 5000 BXO			R	ELE			
--------------	--	--	---	-----	--	--	--

PROJECT NAME	SPECIFIER
FIXTURE SCHED. TYPE	CONTRACTOR
QUANTITY	DISTRIBUTOR
LENGTHS	REPRESENTATIVE



visit us at :
www.celestiallighting.com
e-mail :
info@celestiallighting.com

14009 Dinard Ave.
Santa Fe Springs,
CA 90670

PH (562)•802•8811
(800)•233•3563
FX (562)•802•2882