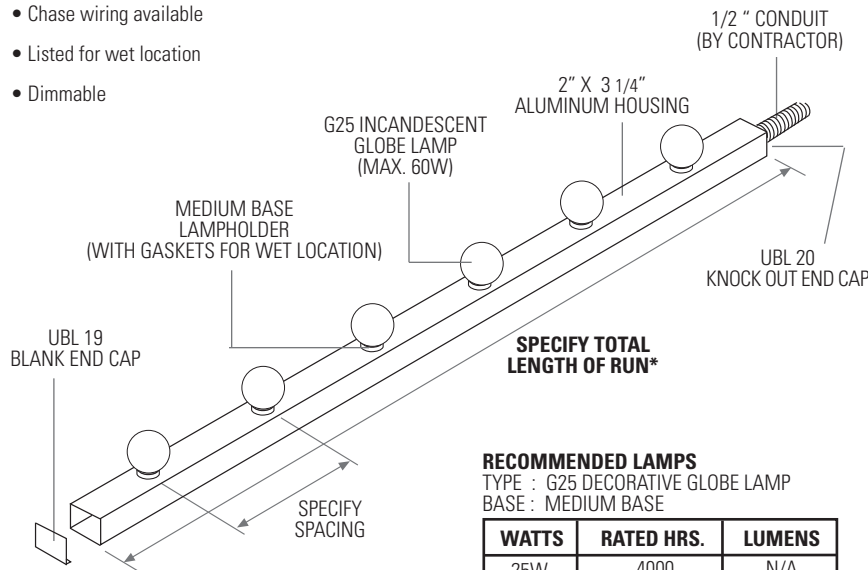




**UBL 1000 MB**

- Ideal for marquee or mirror lighting
- Custom curving and color matching available
- Chase wiring available
- Listed for wet location
- Dimmable



**RECOMMENDED LAMPS**  
TYPE : G25 DECORATIVE GLOBE LAMP  
BASE : MEDIUM BASE

WATTS	RATED HRS.	LUMENS
25W	4000	N/A
40W	4000	N/A
60W	1500	N/A

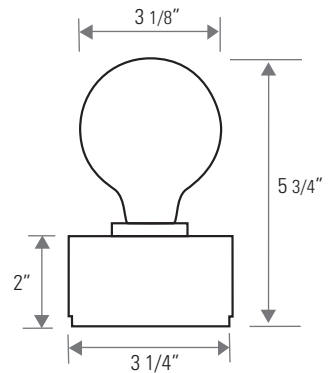
TYPE : S14 INCANDESCENT INDICATOR LAMP  
BASE : MEDIUM BASE

WATTS	RATED HRS.	LUMENS
11W	3000	76

**LAMPS NOT INCLUDED**

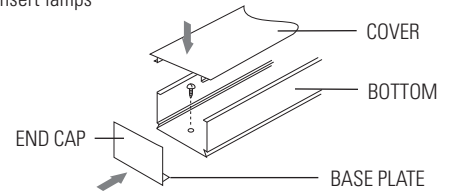
\*MAXIMUM 10 FT. PER SECTION

**END VIEW (WITH G25 LAMP)**



**QUICK REFERENCE INSTALLATION INSTRUCTIONS**

1. Remove cover piece, using flathead screwdriver to pry open.
2. Screw mount bottom piece directly onto secure surface.
3. Snap cover piece into bottom piece.
4. To continue run, align and mount bottom piece of next section, end to end, then make electrical connections from cover piece to cover piece. Snap in cover.
5. Attach end caps at beginning and end of run, sliding base plate into bottom piece and securing with screw.
6. Connect lead wires at beginning of run to power source and ground. Do not power until installation is complete.
7. Insert lamps



**S P E C I F I C A T I O N S**

PRODUCT CODE	VOLTS	LAMP WATTAGE	LAMP SPACING		CIRCUIT		FINISH		WET LOCATION		RADIUS (See Radius Guide)	
			6" o.c.	6" on center	SC	Single circuit	SAT	Anodized satin	W	Wet location	RCV	Factory curved to radius
UBL 1000 MB	120 V	Select lamp wattage	12" o.c.	12" on center	CH	4 circuit chase	PAL	Polished aluminum			RMT	Factory mitered to radius
				Specify other			GLD	Polished gold		Leave blank for damp location		Leave blank for straight runs
							BLK	Black powder coat				
							WHT	White powder coat				
								Or specify other				

**EXAMPLE**

UBL 1000 MB	-	120V	-	25W	-	6" o.c.	-	CH	-	BLK	-	W	-	
-------------	---	------	---	-----	---	---------	---	----	---	-----	---	---	---	--

**FILL OUT BELOW FOR SUBMITTAL**

UBL 1000 MB	-	120V	-		-		-		-		-		-	
-------------	---	------	---	--	---	--	---	--	---	--	---	--	---	--

<b>PROJECT NAME</b>	<b>SPECIFIER</b>
<b>FIXTURE SCHED. TYPE</b>	<b>CONTRACTOR</b>
<b>QUANTITY</b>	<b>DISTRIBUTOR</b>
<b>LENGTHS</b>	<b>REPRESENTATIVE</b>



visit us at :  
www.celestiallighting.com  
e-mail :  
info@celestiallighting.com

14009 Dinard Ave.  
Santa Fe Springs,  
CA 90670

PH (562)•802•8811  
(800)•233•3563  
FX (562)•802•2882