
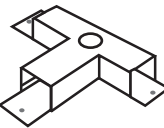
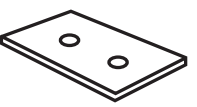
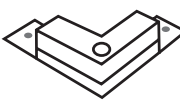
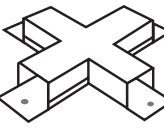
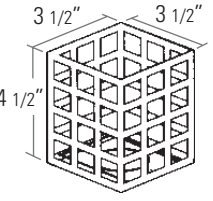
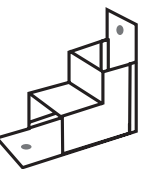
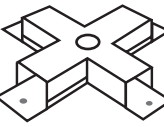
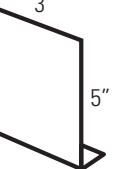
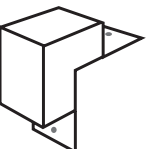
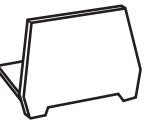

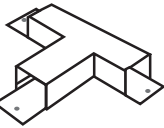
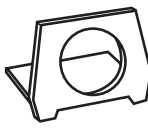



©COPYRIGHT 2004

DRAWING NO. CL 501

90°FLAT ELBOW BOL / UBL 11 	T- CONNECTOR WITH LAMP BOL / UBL 16 	SET SCREW COUPLING MBL/CEH / BOL / UBL 23 
90°FLAT ELBOW WITH LAMP BOL / UBL 12 	CROSS CONNECTOR BOL / UBL 17 	LAMP GUARD BOL / UBL 24 
INTERNAL ELBOW (LAMP INSIDE) BOL / UBL 13 	CROSS CONNECTOR WITH LAMP BOL / UBL 18 	BAFFLE BOL / UBL 25  CONSULT FACTORY FOR CUSTOM SIZES
EXTERNAL ELBOW (LAMP OUTSIDE) BOL / UBL 14 	BLANK END FITTING MBL/CEH / BOL / UBL 19 	SWITCH BOL / UBL 26  DAMP LOCATION ONLY
T- CONNECTOR BOL / UBL 15 	END FITTING FOR 1/2" CONDUIT CEH / BOL / UBL 20 	RECEPTACLE BOL / UBL 27  DAMP LOCATION ONLY CONSULT FACTORY FOR SPECIFICATIONS

EXAMPLE

QUANTITY	CHANNELITE PREFIX	ACCESSORY NO.	FINISH
10	BOL	24	SAT

FILL OUT BELOW FOR SUBMITTAL

QUANTITY	CHANNELITE PREFIX	ACCESSORY NO.	FINISH

FINISH
 NAL - NATURAL ALUMINUM
 SAT - SATIN
 PAL - POLISHED ALUMINUM
 GLD - POLISHED GOLD
 BLK - BLACK POWDER COAT
 WHT - WHITE POWDER COAT
 SPECIFY OTHER FINISH

PROJECT NAME	CONTRACTOR
FIXTURE SCHED. TYPE	DISTRIBUTOR
SPECIFIER	REPRESENTATIVE



visit us at :
www.celestiallighting.com
 e-mail :
info@celestiallighting.com

14009 Dinard Ave.
 Santa Fe Springs,
 CA 90670

PH (562)•802•8811
 (800)•233•3563
 FX (562)•802•2882